

Q1 Please provide the best contact information for your state.

Answered: 23 Skipped: 1

ANSWER CHOICES	RESPONSES	
Name	95.65%	22
Agency	95.65%	22
Address	0.00%	0
Address 2	0.00%	0
City/Town	0.00%	0
State/Province	100.00%	23
ZIP/Postal Code	0.00%	0
Country	0.00%	0
Email Address	100.00%	23
Phone Number	100.00%	23

#	NAME	DATE
1	Tim Creger	9/22/2022 2:13 PM
2	Damardray L Williams	9/8/2022 9:33 AM
3	Michael Williams	8/31/2022 2:25 PM
4	Laura Castro	8/29/2022 12:53 PM
5	Brad Beaver	8/26/2022 6:42 PM
6	Kristen Lashley	8/26/2022 5:53 PM
7	David Scott	8/26/2022 11:36 AM
8	Stephanie Ende	8/26/2022 8:43 AM
9	Kelly Navinsky-Wenzl	8/25/2022 4:12 PM
10	Elizabeth Prokop	8/25/2022 3:29 PM
11	Brian Verhougstraete	8/25/2022 9:20 AM
12	Christopher Wade	8/23/2022 1:38 PM
13	Jasper Cobb	8/19/2022 9:34 AM
14	Sydney Ross	8/18/2022 12:01 PM
15	Chad Hayes	8/17/2022 3:14 PM
16	Anthony Lamanno	8/17/2022 10:18 AM
17	Susie Nichols	8/16/2022 3:55 PM
18	Jack Peterson	8/15/2022 7:05 PM
19	Tom Gere	8/15/2022 12:59 PM
20	Kory Hubbard	8/15/2022 12:30 PM

21	Neil D Richmond	8/15/2022 10:53 AM
22	Rob Hofstetter	8/15/2022 10:45 AM
#	AGENCY	DATE
1	Nebraska Department of Agriculture	9/22/2022 2:13 PM
2	ODAFF	9/8/2022 9:33 AM
3	Kentucky Department of Agriculture	8/31/2022 2:25 PM
4	Iowa Department of Agriculture	8/29/2022 12:53 PM
5	Illinois Department of Agriculture	8/26/2022 6:42 PM
6	Alabama Department of Agriculture & Industries	8/26/2022 5:53 PM
7	Office of Indiana State Chemist	8/26/2022 11:36 AM
8	Department of Agriculture	8/26/2022 8:43 AM
9	Kansas Dept. of Agriculture	8/25/2022 4:12 PM
10	Texas Department of Agriculture	8/25/2022 3:29 PM
11	New York State Department of Environmental Conservation	8/25/2022 10:47 AM
12	Michigan Dept. of Ag and Rural Development	8/25/2022 9:20 AM
13	MS Dept. of Agriculture - Bureau of Plant Industry	8/19/2022 9:34 AM
14	NCDA&CS	8/18/2022 12:01 PM
15	Tennessee Department of Agriculture	8/17/2022 3:14 PM
16	New York State Department of Environmental Conservation	8/17/2022 10:18 AM
17	Arkansas Department of Agriculture	8/16/2022 3:55 PM
18	Arizona Department of Agriculture	8/15/2022 7:05 PM
19	SD Dept. Ag and Natural Resources	8/15/2022 12:59 PM
20	Dept of Ag	8/15/2022 12:30 PM
21	Florida Department of Agriculture	8/15/2022 10:53 AM
22	MD Dept. of Agriculture, Pesticide Regulation	8/15/2022 10:45 AM

#	ADDRESS	DATE
---	---------	------

There are no responses.

#	ADDRESS 2	DATE
---	-----------	------

There are no responses.

#	CITY/TOWN	DATE
---	-----------	------

There are no responses.

#	STATE/PROVINCE	DATE
---	----------------	------

1	Nebraska	9/22/2022 2:13 PM
2	Oklahoma	9/8/2022 9:33 AM
3	KY	8/31/2022 2:25 PM
4	Iowa	8/29/2022 12:53 PM
5	IL	8/26/2022 6:42 PM
6	AL	8/26/2022 5:53 PM
7	IN	8/26/2022 11:36 AM

8	Minnesota	8/26/2022 8:43 AM
9	Kansas	8/25/2022 4:12 PM
10	Texas	8/25/2022 3:29 PM
11	New York	8/25/2022 10:47 AM
12	Michigan	8/25/2022 9:20 AM
13	DE	8/23/2022 1:38 PM
14	Mississippi	8/19/2022 9:34 AM
15	North Carolina	8/18/2022 12:01 PM
16	Tn	8/17/2022 3:14 PM
17	New York	8/17/2022 10:18 AM
18	Arkansas	8/16/2022 3:55 PM
19	Arizona	8/15/2022 7:05 PM
20	SD	8/15/2022 12:59 PM
21	Missouri	8/15/2022 12:30 PM
22	Florida	8/15/2022 10:53 AM
23	MD	8/15/2022 10:45 AM

#	ZIP/POSTAL CODE	DATE
---	-----------------	------

There are no responses.

#	COUNTRY	DATE
---	---------	------

There are no responses.

#	EMAIL ADDRESS	DATE
---	---------------	------

1	tim.creger@nebraska.gov	9/22/2022 2:13 PM
2	damardray.williams@ag.ok.gov	9/8/2022 9:33 AM
3	Michael.r.williams@ky.gov	8/31/2022 2:25 PM
4	Laura.Castro@IowaAgriculture.gov	8/29/2022 12:53 PM
5	brad.beaver@illinois.gov	8/26/2022 6:42 PM
6	kristen.lashley@agi.alabama.gov	8/26/2022 5:53 PM
7	scottde@purdue.edu	8/26/2022 11:36 AM
8	stephanie.ende@state.mn.us	8/26/2022 8:43 AM
9	KDA.PestFert@ks.gov	8/25/2022 4:12 PM
10	Elizabeth.Prokop@TexasAgriculture.gov	8/25/2022 3:29 PM
11	pesticidecompliance@dec.ny.gov	8/25/2022 10:47 AM
12	verhougstraeteb@michigan.gov	8/25/2022 9:20 AM
13	Christopher.wade@delaware.gov	8/23/2022 1:38 PM
14	jasper@mdac.ms.gov	8/19/2022 9:34 AM
15	sydney.ross@ncagr.gov	8/18/2022 12:01 PM
16	chad.hayes@gmail.com	8/17/2022 3:14 PM
17	anthony.lamanno@dec.ny.gov	8/17/2022 10:18 AM

18	susie.nichols@agriculture.arkansas.gov	8/16/2022 3:55 PM
19	jpeterston@azda.gov	8/15/2022 7:05 PM
20	tom.gere@state.sd.us	8/15/2022 12:59 PM
21	kory.hubbard@mda.mo.gov	8/15/2022 12:30 PM
22	neil.richmond@fdacs.gov	8/15/2022 10:53 AM
23	rob.hofstetter@maryland.gov	8/15/2022 10:45 AM
#	PHONE NUMBER	DATE
1	(402) 471-6882	9/22/2022 2:13 PM
2	4055225981	9/8/2022 9:33 AM
3	502-782-9240	8/31/2022 2:25 PM
4	5152816597	8/29/2022 12:53 PM
5	217-785-2427	8/26/2022 6:42 PM
6	334-240-7224	8/26/2022 5:53 PM
7	7654131242	8/26/2022 11:36 AM
8	651-201-6504	8/26/2022 8:43 AM
9	785-564-6688	8/25/2022 4:12 PM
10	(512) 463-7455	8/25/2022 3:29 PM
11	518-402-8727	8/25/2022 10:47 AM
12	517-582-4573	8/25/2022 9:20 AM
13	3026984570	8/23/2022 1:38 PM
14	662-325-8789	8/19/2022 9:34 AM
15	984-236-4614	8/18/2022 12:01 PM
16	615-626-9352	8/17/2022 3:14 PM
17	518-402-8727	8/17/2022 10:18 AM
18	501-225-1598	8/16/2022 3:55 PM
19	602-542-3575	8/15/2022 7:05 PM
20	605.773.6668	8/15/2022 12:59 PM
21	573-751-5509	8/15/2022 12:30 PM
22	18506177862	8/15/2022 10:53 AM
23	14108415710	8/15/2022 10:45 AM

Q2 What qualifies as an 'incident' in your state? In other words, how does your state define incidents that would be counted in your state's records? What about calls/communications where the person contacting the state does not want officials to conduct a follow-up investigation? Finalized cases, complaints, claims, reports?

Answered: 23 Skipped: 1

#	RESPONSES	DATE
1	We have developed a herbicide damage assessment document and posted it at https://nda.nebraska.gov/pesticide/PesticideComplaintPolicy.pdf We ask anyone filing a complaint to send us photos of the damage and we then determine if it meets Moderate to Severe symptoms, which we require before agreeing to conduct a formal investigation. Minor leaf cupping is not investigated unless the reporting party had an eye witness account of misapplication and we can focus on that application only. All reports qualify as incidents, but NDA's response depends on the degree of symptoms.	9/22/2022 2:13 PM
2	A written complaint submitted to our office.	9/8/2022 9:33 AM
3	We have an electronic complaint submittal form. On the form, the individual is asked if they want to submit the complaint for official investigation or just for informational purposes only.	8/31/2022 2:25 PM
4	In Iowa, an Incident is defined as a report of information on a pesticide accident, incident or loss. However, we track separately every incident depending on the type of follow-up action such as full misuse investigation, target record inspection or informational report (no follow-up requested). The incident counts reported by IDALS are generally full misuse investigations that include applicator affidavits, application records and copies of all the product labels. A crop year is defined from October 1 to September 30 of the following year. For instance, CY2022 goes from 10/1/2021 to 9/30/2022. If a survey question inquires about Complaint Call Counts, then target records inspections, informational reports and others may also be itemized.	8/29/2022 12:53 PM
5	A submitted pesticide misuse complaint form would qualify as an incident. IDA does not count phone calls wanting to report dicamba damage. IDA verifies damage with a site inspection but will allow the complainant to stop the investigation at that point once damage has been verified by the inspector.	8/26/2022 6:42 PM
6	A legitimate complaint that we have investigated and decided to initiate a case on. It will have a complete record from start to finish.	8/26/2022 5:53 PM
7	Complaint plus an in-person visit to the field/site to confirm or reject exposure from dicamba.	8/26/2022 11:36 AM
8	The Minnesota Department of Agriculture (MDA) defines an INCIDENT as a complaint of possible misuse with a request to investigate. The MDA classifies SURVEYS as a complaint of a possible misuse, but with no request to investigation. The MDA combines the number of incidents and surveys for a total number of REPORTS.	8/26/2022 8:43 AM
9	An "incident" is any complaint received by the Pesticide and Fertilizer Program, including anonymous tips, damage claims or statements alleging pesticide misuse. A complaint must be received in writing via our online complaint form, the general comment form on the Agency's website, letters, emails or faxes. Individuals that call in to verbally report a complaint are directed to file written complaint described above. If a complaint is filed and the person does not want an investigation, we document it in our total number of complaints.	8/25/2022 4:12 PM
10	Any reported pesticide related complaint that the submitting party requests to be investigated.	8/25/2022 3:29 PM
11	Situations where an inspection is conducted.	8/25/2022 10:47 AM
12	An incident is an official complaint to MDARD that initiates an investigation. We currently do not track calls/communications or conduct damage assessments without an investigation.	8/25/2022 9:20 AM

13	It is considered an incident if we make a site visit and a notice of inspection is issued and signed by individual who made the call.	8/23/2022 1:38 PM
14	We record formal requests for investigations.	8/19/2022 9:34 AM
15	In North Carolina, an incident is defined as any complaint or event where a pesticide is believed to be or is misused or NC pesticide laws/ regulations could have been violated. North Carolina has two levels of incident investigations, 'citizen's inquiries' and 'investigations'. Investigations are more formal and are conducted when a pesticide is known or thought to be involved. A citizen's inquiry is more informal and are performed when more information is needed about an event that is potentially related to pesticides. Field staff complete investigation reports when conducting an investigation and will compile all relevant photos, maps, sample information, pesticide labels and a narrative in the report. These reports can be a few pages up to a hundred pages in length. The length of the report is case specific. When inspectors complete citizen's inquiries they are only responsible for creating a short summary of the event that is normally a few pages in length and only includes a narrative in most cases. If complainants are not interested in filing a formal investigation, we will conduct a citizen's inquiry. Sometimes complaints are received that our division does not have the jurisdiction to get involved in, these complaints are recorded in notes kept by the Pesticide Operations Specialist that takes complaint calls.	8/18/2022 12:01 PM
16	A dicamba incident in Tn is when inspectors confirm dicamba moved off-target by visual symptomology and/or sample results when a complaint is officially received by our department. If dicamba damage is observed, i.e. non-dicamba soybean field cupped but no complaint filed, we count that as acres and plants affected.	8/17/2022 3:14 PM
17	Complaints and finalized cases.	8/17/2022 10:18 AM
18	Arkansas Department of Agriculture treats all complaints as an official case file and conducts an investigation.	8/16/2022 3:55 PM
19	Anytime someone contacts us about potential misuse it is recorded. However, if they do not want an investigation we do not count it toward our 5700 follow-up numbers.	8/15/2022 7:05 PM
20	The complainant completes an incident form and submits to the department with information regarding the damage. This triggers the investigation.	8/15/2022 12:59 PM
21	An incident is recorded and information gathered with a person completes an incident report. On that report a person can indicate if they want an onsite investigation or not. No information is officially recorded by phone(call in complaints).	8/15/2022 12:30 PM
22	An incident would be any complaint that is received or reported involving possible pesticide misuse.	8/15/2022 10:53 AM
23	A formal case investigation number would have to be issued or at least entered into our inspection/investigation database (meaning a physical site evaluation would have been conducted and/or requested)	8/15/2022 10:45 AM

Q3 2020: total number of dicamba incidents (this number should include any reports of incidents such as reports/claims, even if they did not become enforcement cases, and any enforcement cases which have not been finalized, and all finalized cases)

Answered: 23 Skipped: 1

#	RESPONSES	DATE
1	81	9/22/2022 2:13 PM
2	5	9/8/2022 9:33 AM
3	2	8/31/2022 2:25 PM
4	116 Full Misuse Investigations, as of 8/27/2022 2 Target records inspections 59 Unconfirmed reports (Unknown applicator, investigation discontinued, informational report or pending)	8/29/2022 12:53 PM
5	145	8/26/2022 6:42 PM
6	2	8/26/2022 5:53 PM
7	85	8/26/2022 11:36 AM
8	The MDA had 56 incidents and 62 surveys in 2020.	8/26/2022 8:43 AM
9	Due to various changes in Program personnel we reviewed records and identified 34 incidents.	8/25/2022 4:12 PM
10	9	8/25/2022 3:29 PM
11	0	8/25/2022 10:47 AM
12	10	8/25/2022 9:20 AM
13	1	8/23/2022 1:38 PM
14	8	8/19/2022 9:34 AM
15	3	8/18/2022 12:01 PM
16	22 confirmed dicamba complaints. 8,000-10,000 acre of non-DT soybeans and edamame affected as well	8/17/2022 3:14 PM
17	0	8/17/2022 10:18 AM
18	218 Enforcement Cases	8/16/2022 3:55 PM
19	0	8/15/2022 7:05 PM
20	18 dicamba incidents	8/15/2022 12:59 PM
21	120	8/15/2022 12:30 PM
22	0	8/15/2022 10:53 AM
23	0	8/15/2022 10:45 AM

Q4 2020: total number of dicamba finalized enforcement cases initiated since 2020.

Answered: 23 Skipped: 1

#	RESPONSES	DATE
1	34 cases closed for 2020.	9/22/2022 2:13 PM
2	10	9/8/2022 9:33 AM
3	2	8/31/2022 2:25 PM
4	48 Full Misuse Investigations, as of 8/27/2022 2 Target records inspections	8/29/2022 12:53 PM
5	145	8/26/2022 6:42 PM
6	2 in 2020 ; 4 to date	8/26/2022 5:53 PM
7	85	8/26/2022 11:36 AM
8	The MDA had 3 enforcement case file for the 2020 season. 2- label violations 1-sale to an unlicensed/uncertified applicator	8/26/2022 8:43 AM
9	Unknown due to various changes in Program personnel.	8/25/2022 4:12 PM
10	9	8/25/2022 3:29 PM
11	0	8/25/2022 10:47 AM
12	10	8/25/2022 9:20 AM
13	0	8/23/2022 1:38 PM
14	8	8/19/2022 9:34 AM
15	0	8/18/2022 12:01 PM
16	22	8/17/2022 3:14 PM
17	0	8/17/2022 10:18 AM
18	175 Closed Cases (may or may not have final Board Approval)	8/16/2022 3:55 PM
19	0	8/15/2022 7:05 PM
20	7 involved a label violation of some kind	8/15/2022 12:59 PM
21	unknown	8/15/2022 12:30 PM
22	0	8/15/2022 10:53 AM
23	0	8/15/2022 10:45 AM

Q5 2020: if known, please identify counties with incidents where there are Endangered Species Act pesticide use limitations on dicamba pesticide product labels that allow applications to dicamba-tolerant soybeans and cotton. If you do not track counties, please answer N/A.

Answered: 23 Skipped: 1

#	RESPONSES	DATE
1	There were no incidents reported in ES counties.	9/22/2022 2:13 PM
2	N/A	9/8/2022 9:33 AM
3	0	8/31/2022 2:25 PM
4	2 Full Misuse Investigations - Hardin County	8/29/2022 12:53 PM
5	46 complaints received - Bureau, Champaign, Effingham, Iroquois, Morgan, Peoria, Tazewell, Will and Woodford.	8/26/2022 6:42 PM
6	N/A	8/26/2022 5:53 PM
7	NA	8/26/2022 11:36 AM
8	N/A	8/26/2022 8:43 AM
9	N/A	8/25/2022 4:12 PM
10	none	8/25/2022 3:29 PM
11	N/A	8/25/2022 10:47 AM
12	0	8/25/2022 9:20 AM
13	N/A	8/23/2022 1:38 PM
14	N/A	8/19/2022 9:34 AM
15	N/A	8/18/2022 12:01 PM
16	N/A	8/17/2022 3:14 PM
17	N/A	8/17/2022 10:18 AM
18	Unknown, No Endangered Species Violations have been issued.	8/16/2022 3:55 PM
19	0	8/15/2022 7:05 PM
20	1-Marshal, 1-Roberts	8/15/2022 12:59 PM
21	N/A	8/15/2022 12:30 PM
22	n/a	8/15/2022 10:53 AM
23	None	8/15/2022 10:45 AM

Q6 2021: total number of dicamba incidents (this number should include any reports of incidents such as reports/claims, even if they did not become enforcement cases, and any enforcement cases which have not been finalized, and all finalized cases)

Answered: 23 Skipped: 1

#	RESPONSES	DATE
1	111	9/22/2022 2:13 PM
2	3	9/8/2022 9:33 AM
3	15	8/31/2022 2:25 PM
4	101 Full Misuse Investigations, as of 8/27/2022 150 Unconfirmed reports (Unknown applicator, investigation discontinued, informational report or pending)	8/29/2022 12:53 PM
5	182	8/26/2022 6:42 PM
6	0	8/26/2022 5:53 PM
7	70	8/26/2022 11:36 AM
8	The MDA received 117 incidents and 186 surveys, for a total of 303 reports	8/26/2022 8:43 AM
9	71	8/25/2022 4:12 PM
10	13	8/25/2022 3:29 PM
11	0	8/25/2022 10:47 AM
12	2	8/25/2022 9:20 AM
13	2	8/23/2022 1:38 PM
14	5	8/19/2022 9:34 AM
15	1	8/18/2022 12:01 PM
16	24 confirmed dicamba complaints along with 8,000-10,000 acres of non-DT soybeans and edamame affected.	8/17/2022 3:14 PM
17	0	8/17/2022 10:18 AM
18	360 Enforcement Cases	8/16/2022 3:55 PM
19	0	8/15/2022 7:05 PM
20	16 dicamba incidents	8/15/2022 12:59 PM
21	53	8/15/2022 12:30 PM
22	0	8/15/2022 10:53 AM
23	0	8/15/2022 10:45 AM

Q7 2021: total number dicamba finalized enforcement cases initiated since 2020.

Answered: 23 Skipped: 1

#	RESPONSES	DATE
1	37 cases closed for 2021.	9/22/2022 2:13 PM
2	10	9/8/2022 9:33 AM
3	9	8/31/2022 2:25 PM
4	None have been finalized as of 8/27/2022	8/29/2022 12:53 PM
5	179	8/26/2022 6:42 PM
6	2 in 2020; 0 in 2021 ; 4 to date	8/26/2022 5:53 PM
7	65	8/26/2022 11:36 AM
8	The MDA is currently still working through 2021 investigations	8/26/2022 8:43 AM
9	7	8/25/2022 4:12 PM
10	13	8/25/2022 3:29 PM
11	0	8/25/2022 10:47 AM
12	2	8/25/2022 9:20 AM
13	0	8/23/2022 1:38 PM
14	5	8/19/2022 9:34 AM
15	0	8/18/2022 12:01 PM
16	24	8/17/2022 3:14 PM
17	0	8/17/2022 10:18 AM
18	331 Closed Cases (may or may not have final Board Approval)	8/16/2022 3:55 PM
19	0	8/15/2022 7:05 PM
20	14 in 2021; total 21 since 2020	8/15/2022 12:59 PM
21	unknown	8/15/2022 12:30 PM
22	0	8/15/2022 10:53 AM
23	0	8/15/2022 10:45 AM

Q8 2021: if known, please identify counties with incidents where there are Endangered Species Act pesticide use limitations on dicamba pesticide product labels that allow applications to dicamba-tolerant soybeans and cotton. If you do not track counties, please answer N/A.

Answered: 23 Skipped: 1

#	RESPONSES	DATE
1	There were no incidents reported in ES counties.	9/22/2022 2:13 PM
2	N/A	9/8/2022 9:33 AM
3	0	8/31/2022 2:25 PM
4	1 Full Misuse Investigation - Delaware County 1 Full Misuse Investigation - Dickinson County 3 Full Misuse Investigations - Dubuque County 10 Full Misuse Investigations - Emmet County 2 Full Misuse Investigations - Hancock County 5 Full Misuse Investigations - Kosuth County	8/29/2022 12:53 PM
5	19 Complaints received - Bureau, Kankakee, Livingston, Morgan, Peoria	8/26/2022 6:42 PM
6	N/A	8/26/2022 5:53 PM
7	NA	8/26/2022 11:36 AM
8	N/A	8/26/2022 8:43 AM
9	None	8/25/2022 4:12 PM
10	none	8/25/2022 3:29 PM
11	N/A	8/25/2022 10:47 AM
12	0	8/25/2022 9:20 AM
13	N/A	8/23/2022 1:38 PM
14	N/A	8/19/2022 9:34 AM
15	N/A	8/18/2022 12:01 PM
16	N/A	8/17/2022 3:14 PM
17	N/A	8/17/2022 10:18 AM
18	Unknown, No Endangered Species Violations have been issued.	8/16/2022 3:55 PM
19	0	8/15/2022 7:05 PM
20	1-Brown County	8/15/2022 12:59 PM
21	Dunklin - 2 Cape Girardeau - 9 Barton - 1 Vernon - 1	8/15/2022 12:30 PM
22	n/a	8/15/2022 10:53 AM
23	None	8/15/2022 10:45 AM

Q9 2022: total number of dicamba incidents (this number should include any reports of incidents such as reports/claims, even if they did not become enforcement cases, and any enforcement cases which have not been finalized, and all finalized cases)

Answered: 23 Skipped: 1

#	RESPONSES	DATE
1	78 and counting.	9/22/2022 2:13 PM
2	2	9/8/2022 9:33 AM
3	33	8/31/2022 2:25 PM
4	17 Full Misuse Investigations, as of 8/27/2022 172 Unconfirmed reports (Unknown applicator, investigation discontinued, informational report or pending) Note: Iowa may still receive more incident reports for crop year 2022 up to 9/30/2022.	8/29/2022 12:53 PM
5	113	8/26/2022 6:42 PM
6	2 in 2020; 0 in 2021; 2 in 2022 = 4 total	8/26/2022 5:53 PM
7	76	8/26/2022 11:36 AM
8	As of 8/22 the MDA has received 24 incidents and 7 surveys	8/26/2022 8:43 AM
9	43	8/25/2022 4:12 PM
10	5	8/25/2022 3:29 PM
11	0	8/25/2022 10:47 AM
12	8	8/25/2022 9:20 AM
13	2	8/23/2022 1:38 PM
14	6	8/19/2022 9:34 AM
15	0	8/18/2022 12:01 PM
16	9 confirmed dicamba complaints along with around 10,000 acres of non-DT soybeans and edamame affected by dicamba	8/17/2022 3:14 PM
17	0	8/17/2022 10:18 AM
18	181 Enforcement Cases (as of 08-15-2022)	8/16/2022 3:55 PM
19	0	8/15/2022 7:05 PM
20	8	8/15/2022 12:59 PM
21	33	8/15/2022 12:30 PM
22	0	8/15/2022 10:53 AM
23	0	8/15/2022 10:45 AM

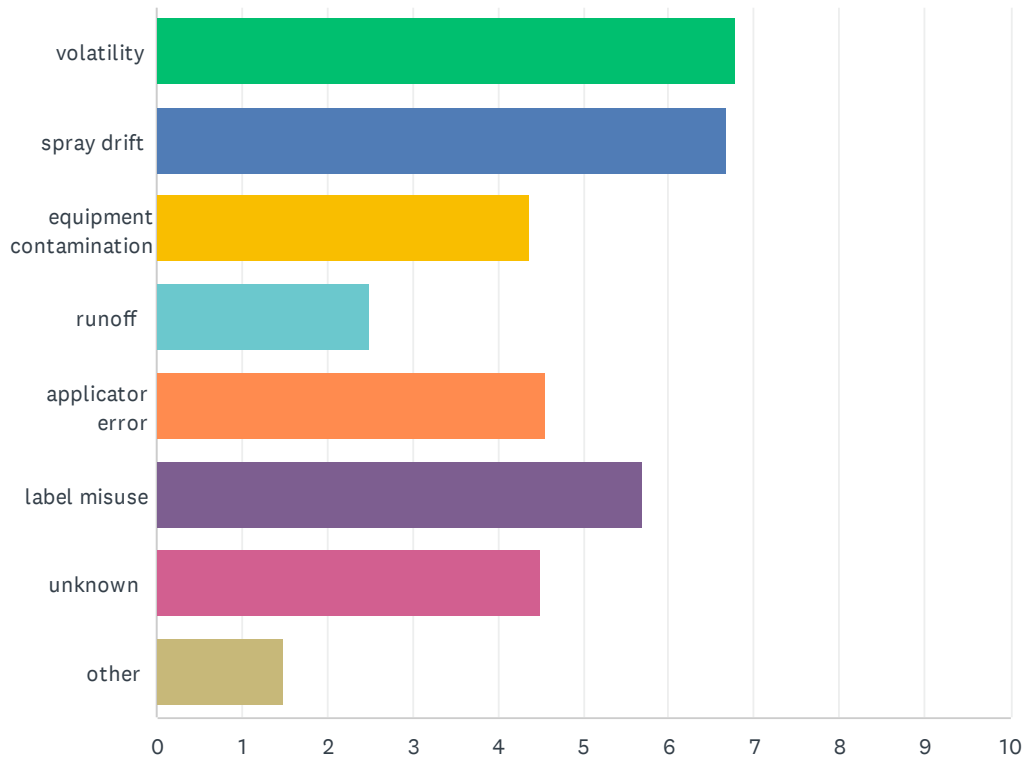
Q10 2022: if known, please identify counties with incidents where there are Endangered Species Act pesticide use limitations on dicamba pesticide product labels that allow applications to dicamba-tolerant soybeans and cotton. If you do not track counties, please answer N/A.

Answered: 22 Skipped: 2

#	RESPONSES	DATE
1	There were no incidents reported in ES counties.	9/22/2022 2:13 PM
2	N/A	9/8/2022 9:33 AM
3	1	8/31/2022 2:25 PM
4	Data not available at this time	8/29/2022 12:53 PM
5	25 Complaints received - Bureau, Fulton, laSalle, Livingston, Morgan, Schuyler and Tazewell	8/26/2022 6:42 PM
6	N/A	8/26/2022 5:53 PM
7	NA	8/26/2022 11:36 AM
8	N/A	8/26/2022 8:43 AM
9	None	8/25/2022 4:12 PM
10	Medina	8/25/2022 3:29 PM
11	N/A	8/25/2022 10:47 AM
12	unknown	8/25/2022 9:20 AM
13	N/A	8/23/2022 1:38 PM
14	N/A	8/19/2022 9:34 AM
15	N/A	8/18/2022 12:01 PM
16	No dicamba complaints in ESA counties this year	8/17/2022 3:14 PM
17	N/A	8/17/2022 10:18 AM
18	1 County (Jefferson) = 5 ALLEGED dicamba, no confirmed violations (cases are still under investigaiton)	8/16/2022 3:55 PM
19	0	8/15/2022 7:05 PM
20	Dunklin - 4 Cape Girardeau - 3 Mississippi - 1 Lincoln - 1 St. Charles - 1	8/15/2022 12:30 PM
21	n/a	8/15/2022 10:53 AM
22	None	8/15/2022 10:45 AM

Q11 Based on your experience in 2022, please rank dicamba incidents in your state in terms of the most common reason for the occurrence of those incidents.

Answered: 16 Skipped: 8



	1	2	3	4	5	6	7	8	TOTAL	SCORE
volatility	57.14% 8	14.29% 2	14.29% 2	0.00% 0	7.14% 1	0.00% 0	0.00% 0	7.14% 1	14	6.79
spray drift	25.00% 3	50.00% 6	16.67% 2	0.00% 0	0.00% 0	0.00% 0	8.33% 1	0.00% 0	12	6.67
equipment contamination	12.50% 1	12.50% 1	0.00% 0	12.50% 1	25.00% 2	12.50% 1	25.00% 2	0.00% 0	8	4.38
runoff	0.00% 0	0.00% 0	0.00% 0	0.00% 0	12.50% 1	50.00% 4	12.50% 1	25.00% 2	8	2.50
applicator error	0.00% 0	0.00% 0	11.11% 1	55.56% 5	11.11% 1	22.22% 2	0.00% 0	0.00% 0	9	4.56
label misuse	7.69% 1	23.08% 3	23.08% 3	23.08% 3	23.08% 3	0.00% 0	0.00% 0	0.00% 0	13	5.69
unknown	16.67% 2	0.00% 0	33.33% 4	0.00% 0	8.33% 1	8.33% 1	25.00% 3	8.33% 1	12	4.50
other	0.00% 0	0.00% 0	0.00% 0	0.00% 0	0.00% 0	12.50% 1	25.00% 2	62.50% 5	8	1.50

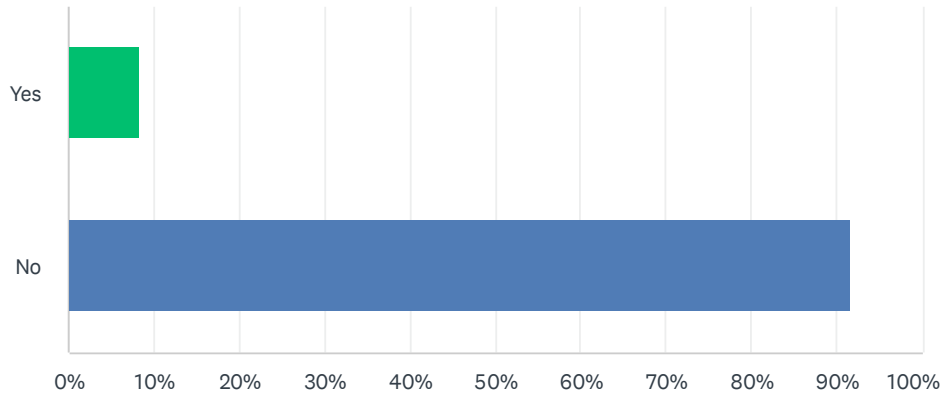
Q12 Please list the crops and vegetation that were impacted in dicamba incidents. If you had residential or water-related cases, please list those here as well.

Answered: 22 Skipped: 2

#	RESPONSES	DATE
1	64 reports of non-dicamba tolerant soybeans, 14 reports of native or ornamental trees in rural areas, one report of fruit trees, nine reports of gardens or commercial vegetables, one report of commercial grapes.	9/22/2022 2:13 PM
2	Soybeans	9/8/2022 9:33 AM
3	Non DT Soybeans, burley and dark-fired tobacco, grapes, managed woodland areas, fruits, vegetables and ornamental plants.	8/31/2022 2:25 PM
4	Data not available at this time	8/29/2022 12:53 PM
5	Soybeans, Trees (oak, white oak, redbud, hickory, apple, peach) ornamental plants, garden plants, grapes.	8/26/2022 6:42 PM
6	residential trees, shrubs, and backyard gardens	8/26/2022 5:53 PM
7	Non-DT soybeans, residential trees & shrubs, gardens, grapes	8/26/2022 11:36 AM
8	Most common is Non-DT Soybeans, there have been cases involving gardens, grapes, and ornamentals.	8/26/2022 8:43 AM
9	Allegedly the impacted crops and vegetation were soybeans and cotton (only one case).	8/25/2022 4:12 PM
10	vineyards, cotton, peanuts, home gardens, oak and mesquite trees	8/25/2022 3:29 PM
11	Soybeans (organic and conventional), residential gardens, and natural/ornamental plants.	8/25/2022 9:20 AM
12	Soybeans	8/23/2022 1:38 PM
13	Grapes, tomatoes, soy beans, apple trees, peach trees.	8/22/2022 10:48 AM
14	Soybeans, Sweet Potatoes, Ornamentals	8/19/2022 9:34 AM
15	Soybeans and residential properties (cases from previous years, not in 2022).	8/18/2022 12:01 PM
16	Large commercial vegetable operations, home gardens, landscape ornamentals and trees, non-DT soybeans	8/17/2022 3:14 PM
17	Soybeans (Majority of Complaints each year), Trees, Fruit Trees, Specialty Crops, Sweet Potatoes, Garden Vegetables, Timber, Tomatoes, Ornamentals	8/16/2022 3:55 PM
18	N/A	8/15/2022 7:05 PM
19	non tolerant dicamba soybeans.	8/15/2022 12:59 PM
20	Watermelons, residential trees/shrubs, gardens, non DT soybeans	8/15/2022 12:30 PM
21	We have had not incidents involving dicamba.	8/15/2022 10:53 AM
22	None	8/15/2022 10:45 AM

Q13 Did you have any incidents that were identified on protected land (such as state parks, wildlife preserves, national forests, etc.)

Answered: 24 Skipped: 0

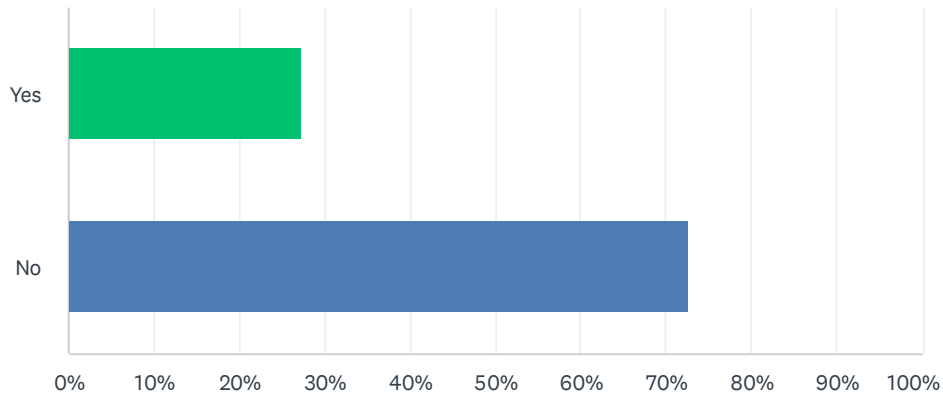


ANSWER CHOICES	RESPONSES
Yes	8.33% 2
No	91.67% 22
TOTAL	24

#	IF YES, WHAT TYPES OF PROTECTED LAND (AND HOW MANY INCIDENTS PER SITE)?	DATE
1	Nature Conservancy/state park area.	8/31/2022 2:25 PM
2	None have been identified as of 8/27/2022	8/29/2022 12:53 PM
3	N/A	8/25/2022 4:12 PM
4	N/A	8/18/2022 12:01 PM
5	Not in 2022 but Reelfoot Lake state park was affected in 2020 and 2021	8/17/2022 3:14 PM
6	2 Complaints filed in 2021 (1 State Park and 1 Wildlife Management Area). None in 2022 (as of 08-15-2022)	8/16/2022 3:55 PM

Q14 Do you know/Can you estimate the total acreage reported to have been part of dicamba incidents? For sites that are not well measured by acres (such as the number of humans or endangered species exposed) please provide those kinds of details in the comment box.

Answered: 22 Skipped: 2



ANSWER CHOICES	RESPONSES
Yes	27.27% 6
No	72.73% 16
TOTAL	22

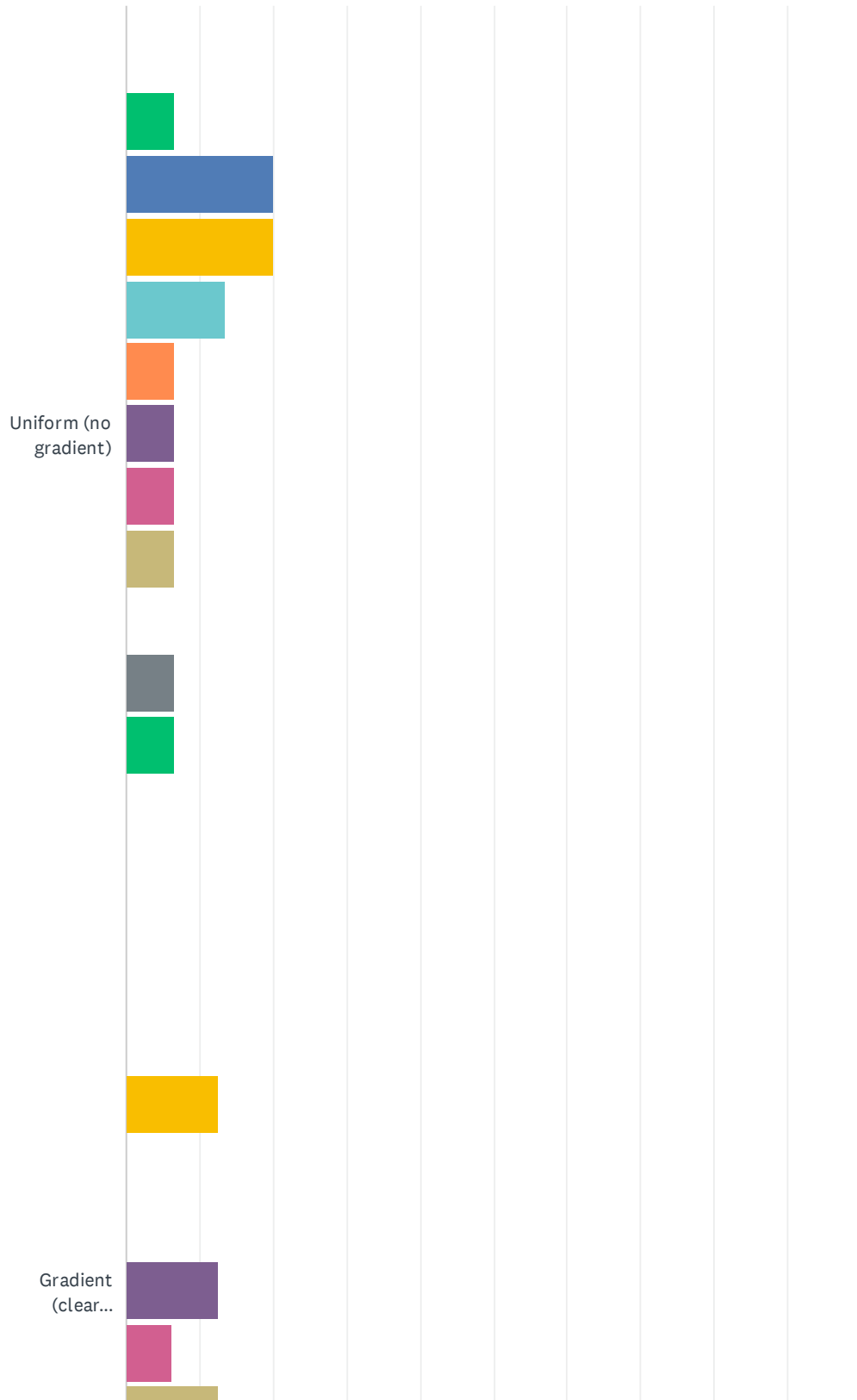
#	IF YES, WHAT WAS THE TOTAL ACREAGE AFFECTED? IF YOU ARE COMFORTABLE DOING SO, CAN YOU ESTIMATE THE APPROXIMATE ACREAGE PER INCIDENT?	DATE
1	In 2021 the USDA NASS estimated 5.6 million acres in Nebraska were planted to soybeans. Seed industry estimates claim approximately 70% of those acres are planted to dicamba tolerant varieties, meaning approximately 1.68 million acres are planted to non-DT soybean varieties. Of that number, approximately 75 % are planted in the eastern 1/4 of the state where 98% of the dicamba claims are made. Anecdotal reports from persons reporting dicamba damage across the eastern 1/4 of the state indicate all acres in all fields of non-DT soybeans are affected to some degree, meaning over one million acres of soybeans have been affected to some degree. Actual reports in 2022 total 18,894 acres of soybeans and 11 acres of commercial grapes have moderate to severe dicamba damage.	9/22/2022 2:13 PM
2	N/A	8/29/2022 12:53 PM
3	N/A	8/25/2022 4:12 PM
4	60 acres per incident	8/23/2022 1:38 PM
5	N/A	8/18/2022 12:01 PM
6	Estimated around 10,000-12,000 acres affected by dicamba in 2022. Cannot estimate acres per incident.	8/17/2022 3:14 PM
7	N/A	8/16/2022 3:55 PM
8	The department met with representatives from the seed industry and they are stating all non dicamba tolerant soybeans leaves are cupped. The test results that we have received of sample tissue that we have collected are coming back 20-30 ppb. Two of the companies sell	8/15/2022 12:59 PM

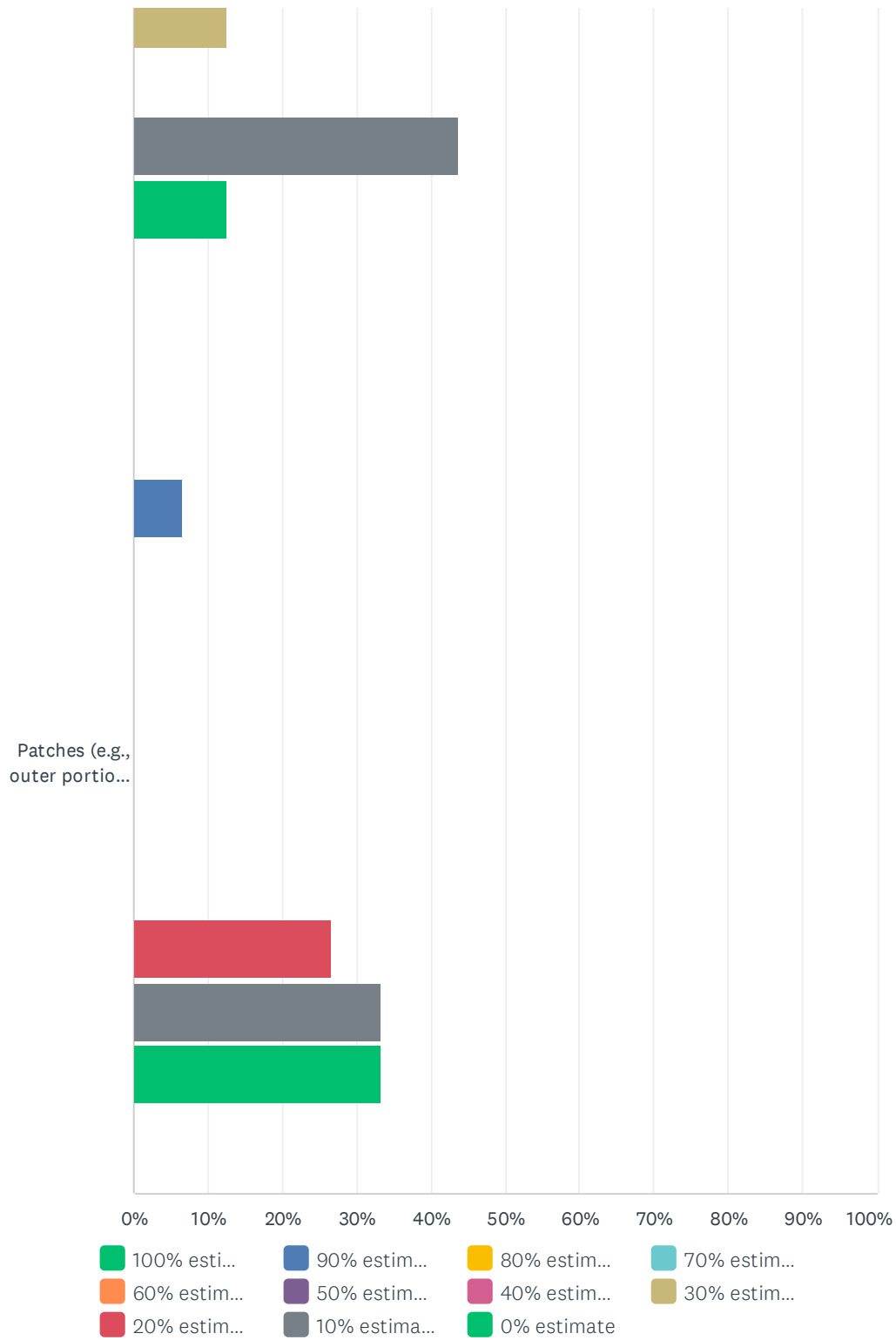
both dicamba and non dicamba soybeans. They thought there were a million acres of non dicamba soybeans in SD. Not for sure. USDA said there are 5 million planted acres of soybeans in SD.

9	Watermelons/Cantaloupe 500 ac Residential trees/shrubs 14 ac Residential gardens 13 ac Soybeans 8360 ac	8/15/2022 12:30 PM
10	None	8/15/2022 10:45 AM

Q15 What percent of the time would you say that dicamba damage referenced in incidents fit into the following categories?

Answered: 16 Skipped: 8





	100% ESTIMATE	90% ESTIMATE	80% ESTIMATE	70% ESTIMATE	60% ESTIMATE	50% ESTIMATE	40% ESTIMATE	30% ESTIMATE	20% ESTIMATE
Uniform (no gradient)	6.67% 1	20.00% 3	20.00% 3	13.33% 2	6.67% 1	6.67% 1	6.67% 1	6.67% 1	6.67% 1
Gradient (clear difference in damage from higher to lower severity that follows a pattern within the impacted area)	0.00% 0	0.00% 0	12.50% 2	0.00% 0	0.00% 0	12.50% 2	6.25% 1	12.50% 2	
Patches (e.g., outer portion of incident site undamaged but interior pockets of damage)	0.00% 0	6.67% 1	0.00% 0	0.00% 0	0.00% 0	0.00% 0	0.00% 0	0.00% 0	0.00% 0

#	COMMENTS	DATE
1	NDA field inspections generally agree with descriptions by growers, therefore the estimated percentages above are fairly reliable. NDA does not measure or record the degree of damage to plants, instead we only document symptoms are present, and base enforcement response on residue analysis and label compliance.	9/22/2022 2:13 PM
2	N/A	8/29/2022 12:53 PM
3	honestly have no clue	8/26/2022 5:53 PM
4	This is not something that the MDA tracks.	8/26/2022 8:43 AM
5	Not evaluated by the Program.	8/25/2022 4:12 PM
6	N/A	8/18/2022 12:01 PM
7	N/A	8/16/2022 3:55 PM
8	This year we investigated 1 actual drift where a pattern was visible, beans were dead and sample results came back 16,500 ppb.	8/15/2022 12:59 PM
9	For whatever reason, we have not had any incidents in Florida involving Dicamba drift.	8/15/2022 10:53 AM

Q16 If available, please provide an estimate of the resources your state has spent on matters related to dicamba OTT applications. Please describe to date, as well as predicted, total year staff hours and expenditures for 2020-2022. Please consider training, complaints, investigations, spot-checks, etc., related to dicamba OTT applications. We recognize that some states will not be able to provide this information and that each state's impacts will be different and are not indicative of the experience in states that were not able to respond.

Answered: 19 Skipped: 5

#	RESPONSES	DATE
1	NDA has a small program, with 10 employees somehow involved in dicamba response. That number does not include laboratory, since NDA contracts with a private lab for analytical services. The 10 employees represent approximately 2.58 FTEs dedicated to dicamba response each year. That number of FTEs multiplied by current wage and benefit rates adds up to \$639,813 for the three-year period of 2020-2022. Total lab costs for the same three-year period was \$44,325. Operational expenses such as travel, fuel, motel, meals and supplies is harder to estimate, but is likely in the \$15,000 range for the three-year period. Total estimated cost to NDA for dicamba response for the last three years is \$699,138.	9/22/2022 2:13 PM
2	N/A	9/8/2022 9:33 AM
3	N/A	8/31/2022 2:25 PM
4	Estimates covering all aspects of dicamba OTT applications have not been generated at this time. An annual enforcement inspection time factor count estimate would be in the +\$300,000-400,000 range.	8/29/2022 12:53 PM
5	Unavailable at this time.	8/26/2022 6:42 PM
6	Very few	8/26/2022 5:53 PM
7	40% of our total pesticide compliance budget.	8/26/2022 11:36 AM
8	The MDA has spent on average 58 hours per misuse case file. In 2020 the MDA had total of 53 case files, for a total of 3,074 works hours spent investigating dicamba. In 2021 the MDA had a total of 76 case file misuse investigations, for a total of 4,408 work hours spent investigating dicamba. These total hours do not include the time spent completing the other various misuse investigations that the MDA received. These hours are just the field investigations. This does not include the time spent on the file review or any management time to followup with enforcement. For the last couple of years, the MDA has only been able to focus on misuse investigations and have not completed any routine inspections. The MDA is unable to quantify the large amount of time spent on training, registration, and various other tasks related to dicamba.	8/26/2022 8:43 AM
9	Not able to provide this information at this time.	8/25/2022 4:12 PM
10	Roughly half an FTE.	8/25/2022 9:20 AM
11	Unsure.	8/23/2022 1:38 PM
12	All complaints received were routine when considering time and resources. No additional resources were expended.	8/18/2022 12:01 PM
13	Hiring of 3 inspectors and 1 coordinator for the sole purpose of investigating agriculture off-target complaints mainly involving dicamba since 2018. Each working 37.5 hrs./week. Trucks, supplies, salaries, benefits and continuing education opportunities for those inspectors and	8/17/2022 3:14 PM

coordinator which is hard to put a number on. The 3 inspectors and coordinator are also responsible for outreach and education with growers to educate on proper use and record keeping for OTT dicamba applications and spot checks throughout the growing season each year. This has not been a "bad thing" for Tennessee because we feel this newly created program has helped to lower OTT-dicamba incidents by building a relationship with growers and educating them on proper dicamba usage.

14	N/A	8/17/2022 10:18 AM
15	Unavailable	8/16/2022 3:55 PM
16	0	8/15/2022 7:05 PM
17	unknown at this time	8/15/2022 12:30 PM
18	n/a	8/15/2022 10:53 AM
19	NA. Training is done but we do not specifically track Dicamba training.	8/15/2022 10:45 AM

Q17 Please provide the total number of Enlist (both formulations) cases you have for 2022 so far.

Answered: 24 Skipped: 0

#	RESPONSES	DATE
1	0 (zero)	9/22/2022 2:13 PM
2	1	9/8/2022 9:33 AM
3	0	8/31/2022 2:25 PM
4	7 Full Misuse Investigations as of 8/27/2022	8/29/2022 12:53 PM
5	4	8/26/2022 6:42 PM
6	2	8/26/2022 5:53 PM
7	5	8/26/2022 11:36 AM
8	The MDA has not received any complaints in regard to the use of either Enlist formulation.	8/26/2022 8:43 AM
9	None	8/25/2022 4:12 PM
10	na	8/25/2022 3:29 PM
11	0	8/25/2022 10:47 AM
12	Unknown	8/25/2022 9:20 AM
13	0	8/23/2022 1:38 PM
14	Between 5 and 7.	8/22/2022 10:48 AM
15	1	8/19/2022 9:34 AM
16	N/A	8/18/2022 12:01 PM
17	0 Enlist 2,4-D cases but we have had 22 confirmed 2,4-D complaints involving Ester formulations of 2,4-D	8/17/2022 3:14 PM
18	0	8/17/2022 10:18 AM
19	We have 13 alleged 2,4-D Cases - all are still under investigation and none confirmed Enlist (as of 08-15-2022) but may when investigation is complete.	8/16/2022 3:55 PM
20	0	8/15/2022 7:05 PM
21	0-zero	8/15/2022 12:59 PM
22	unknown	8/15/2022 12:30 PM
23	0	8/15/2022 10:53 AM
24	0	8/15/2022 10:45 AM

Q18 Has your state implemented additional restrictions the Dicamba OTT labels beyond the federal label? If so, what has been your experience with this?

Answered: 23 Skipped: 1

#	RESPONSES	DATE
1	No.	9/22/2022 2:13 PM
2	No	9/8/2022 9:33 AM
3	No, but will be discussing possibility of additional restrictions for 2023 season.	8/31/2022 2:25 PM
4	None of the additional restrictions were proposed by the State of Iowa.	8/29/2022 12:53 PM
5	Yes, Illinois has implemented state specific restrictions. Our overall number of dicamba complaints has been reduced following the implementation of the 85 degree temperature restriction and the June 20th cutoff date. IDA has noted a correlation between late season, high temperature applications and submittal of alleged cases of misuse.	8/26/2022 6:42 PM
6	No	8/26/2022 5:53 PM
7	June 20th application cutoff for 2020-2022. May have reduced dicamba complaints 2017-2019 from 134, 158, 197 to 2020-2022 to 85,70,76.	8/26/2022 11:36 AM
8	For the 2022 growing season the MDA worked with EPA and the registrants to have a June 12th cutoff date and a 85 degree temperature cut off. Compared to 2021 our dicamba complaints have drastically decreased. The MDA will acknowledge that in 2022 we had a cool, wet spring that delayed planting, however half of our complaints are in regard to application after the cut off date.	8/26/2022 8:43 AM
9	No	8/25/2022 4:12 PM
10	no	8/25/2022 3:29 PM
11	No additional restrictions.	8/25/2022 10:47 AM
12	no	8/25/2022 9:20 AM
13	NO.	8/23/2022 1:38 PM
14	No	8/19/2022 9:34 AM
15	N/A	8/18/2022 12:01 PM
16	No additional restrictions	8/17/2022 3:14 PM
17	No	8/17/2022 10:18 AM
18	Yes, still a high number of dicamba complaints.	8/16/2022 3:55 PM
19	N/A	8/15/2022 7:05 PM
20	We implemented cut off date in 2019 of June 30th. We have implemented the the federal label since.	8/15/2022 12:59 PM
21	NO	8/15/2022 12:30 PM
22	The state of Florida has had an Organo-Auxin Rule prior to the advent of this new technology.	8/15/2022 10:53 AM
23	No	8/15/2022 10:45 AM

Q19 What mitigation ideas does your state have that EPA has not yet implemented?

Answered: 15 Skipped: 9

#	RESPONSES	DATE
1	None.	9/22/2022 2:13 PM
2	None	9/8/2022 9:33 AM
3	None	8/26/2022 5:53 PM
4	Temperature restriction. Earlier cutoff date. pre-plant, pre-emerge or burndown use only.	8/26/2022 11:36 AM
5	If states are no longer allowed to use 24Cs to further restricted labels, the MDA would like EPA to consider further restricting the labels and allowing states to use 24Cs to make the labels less restrictive if they so choose.	8/26/2022 8:43 AM
6	None	8/25/2022 4:12 PM
7	None at this time that have not already been presented.	8/23/2022 1:38 PM
8	None	8/19/2022 9:34 AM
9	N/A	8/18/2022 12:01 PM
10	June 30th cutoff date for all crops.	8/16/2022 3:55 PM
11	N/A	8/15/2022 7:05 PM
12	No tank mix option; cut off date June 1 or 10th; regulate all auxin/growth regulator herbicide application dates to curb generic application to both dicamba and 2,4D soybeans.	8/15/2022 12:59 PM
13	Temperature restriction	8/15/2022 12:30 PM
14	The State of Florida has had an Organo-Auxin rule in place since 1985.	8/15/2022 10:53 AM
15	NA	8/15/2022 10:45 AM

Q20 Is there any other information or experience or consideration you would like to add?

Answered: 15 Skipped: 9

#	RESPONSES	DATE
1	No.	9/22/2022 2:13 PM
2	No	9/8/2022 9:33 AM
3	No	8/26/2022 5:53 PM
4	Damage much more widespread and much more persistent in 2022 than previous 2 years. Growers less willing to plant DT soybeans defensibly now that yields for other varieties (Enlist/glufosinate) are improved. Heat during and after application has exacerbated damage. Some growers are documenting 10-15% yield losses. As input costs/acre increase, growers less able to absorb yield losses just to remain good neighbors. Many growers unwilling to file complaints with SLA due to good neighbor policy and insurance claim challenges if SLA can not clearly ID source of the dicamba exposure.	8/26/2022 11:36 AM
5	The MDA is unable to answer question number 9 as it is worded. The MDA can confirm that the most common violations documented are label violations related to record keeping, buffer requirements and the measuring of wind speed	8/26/2022 8:43 AM
6	No	8/25/2022 4:12 PM
7	The VAST majority of incidents go unreported. There is extensive damage to soybeans across portions of the state and almost none of the damage is being reported. Growers have indicated they are afraid of retaliation from their neighbors; that they don't want to ruin a long-standing relationship; that there's no point in reporting damage to the state . Organic growers are seeing damage and not reporting it as they are afraid of losing their organic certification. Applicators are routinely not following all the label directions and 100% of our investigation found that applicators were not maintaining complete application records.	8/25/2022 9:20 AM
8	N/A	8/23/2022 1:38 PM
9	None at this time.	8/22/2022 10:48 AM
10	No	8/19/2022 9:34 AM
11	N/A	8/18/2022 12:01 PM
12	None	8/16/2022 3:55 PM
13	no, we are lucky to not have beans. Cotton is not as sensitive.	8/15/2022 7:05 PM
14	Volatility is the issue with the products, generic applications being made after June 30th; Tavium applications have not been an issue. The application timing needs to be forced to pre plant or early post. Areas of SD where applications are made with a pre emerge to V4 have not had any problems with volatility or weed control. applicators wait until the very last week to apply and there are issues being hot, dry and wind	8/15/2022 12:59 PM
15	NO	8/15/2022 12:30 PM